

YEAR 2018 ANNUAL SURVEY WATER COST

Rates are based on 22,500 gallons
or 3,000 cubic feet of water in a
three month period. Rates quoted
are those in effect as of March 1,
2018.

Prepared by the city of
Oakwood Finance Department

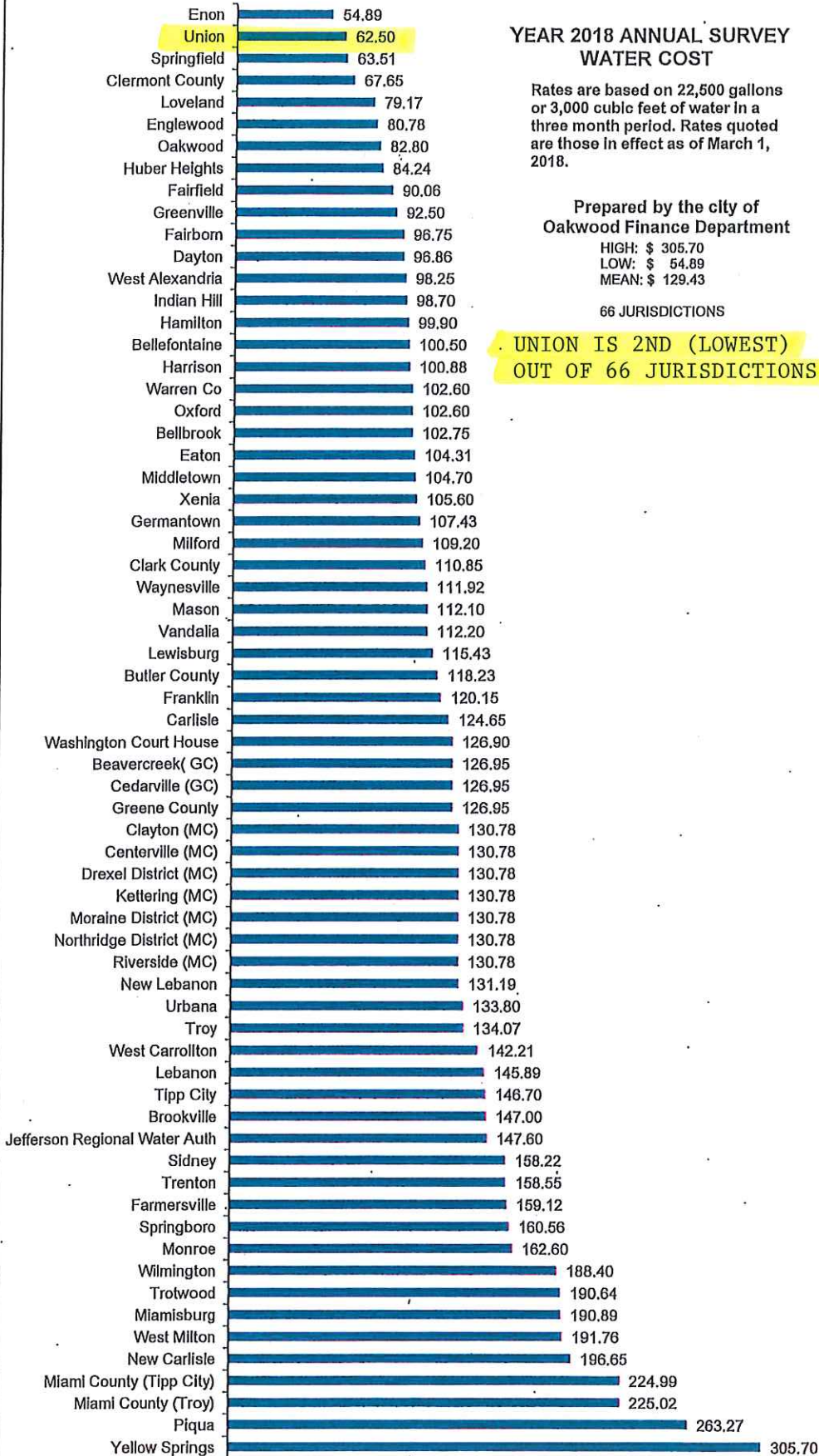
HIGH: \$ 305.70

LOW: \$ 54.89

MEAN: \$ 129.43

66 JURISDICTIONS

**UNION IS 2ND (LOWEST)
OUT OF 66 JURISDICTIONS.**

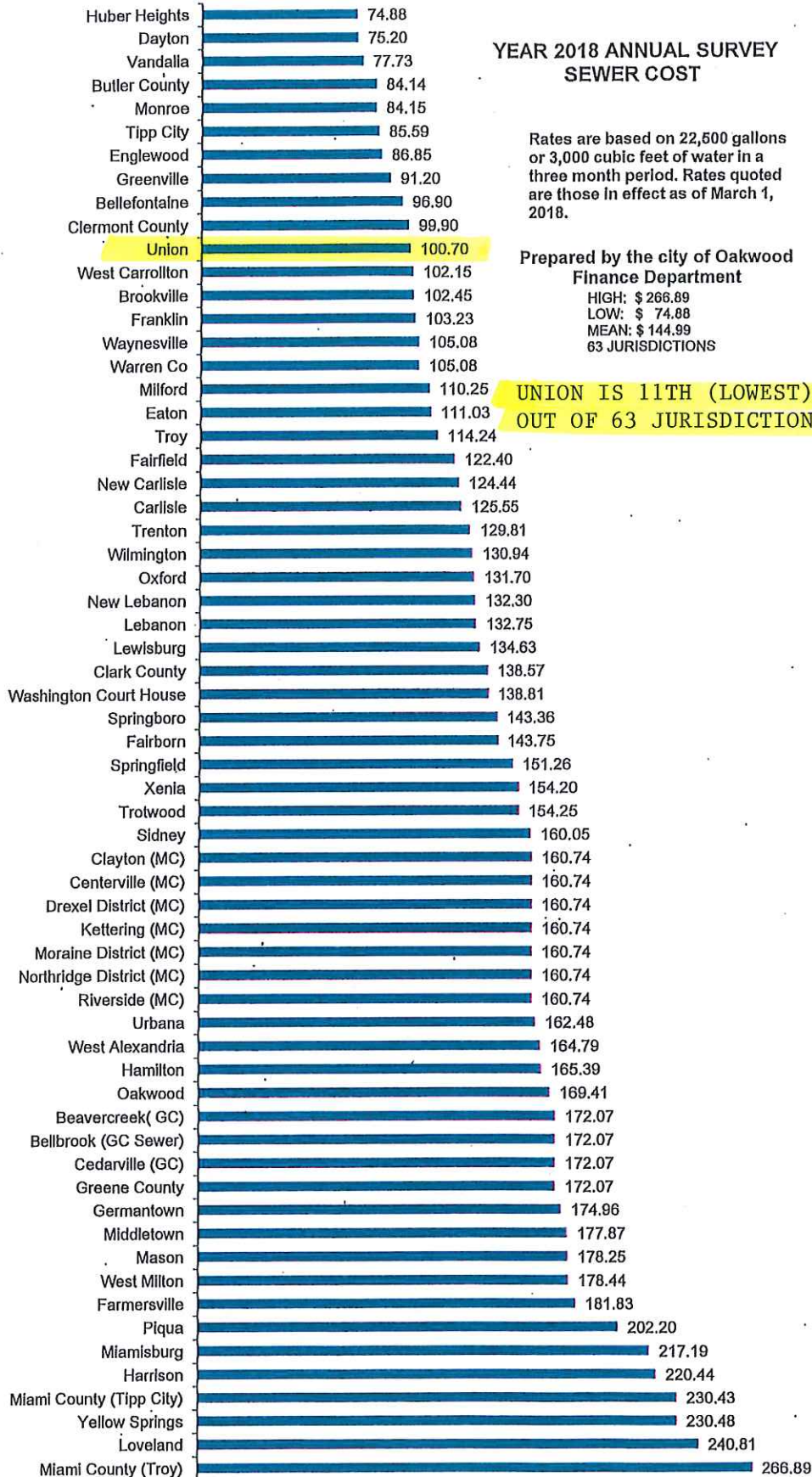


YEAR 2018 ANNUAL SURVEY SEWER COST

Rates are based on 22,500 gallons or 3,000 cubic feet of water in a three month period. Rates quoted are those in effect as of March 1, 2018.

Prepared by the city of Oakwood
Finance Department

HIGH: \$ 266.89
LOW: \$ 74.88
MEAN: \$ 144.99
63 JURISDICTIONS



UNION IS 11TH (LOWEST)
OUT OF 63 JURISDICTIONS.

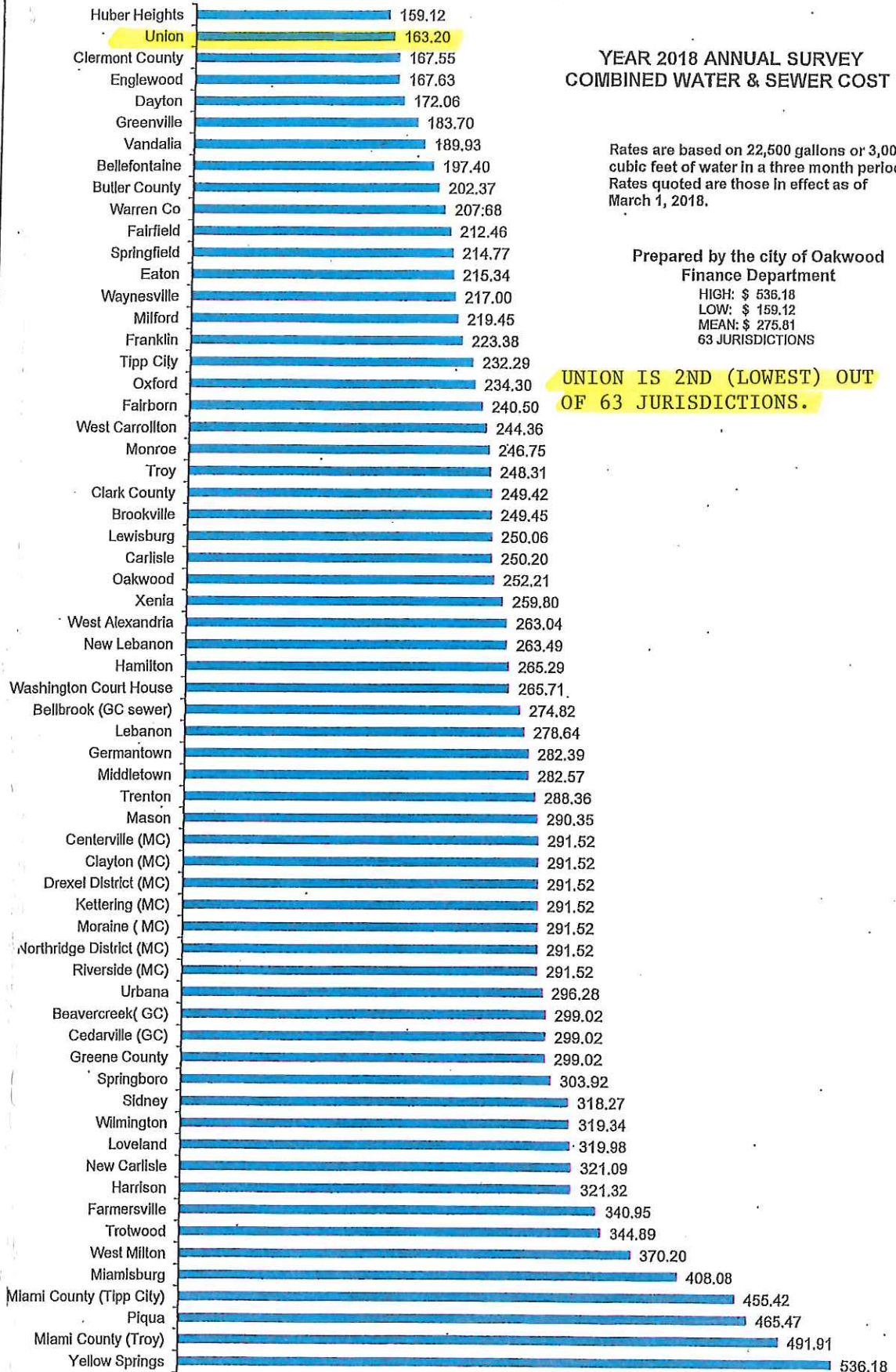
YEAR 2018 ANNUAL SURVEY
COMBINED WATER & SEWER COST

Rates are based on 22,500 gallons or 3,000 cubic feet of water in a three month period. Rates quoted are those in effect as of March 1, 2018.

Prepared by the city of Oakwood
Finance Department

HIGH: \$ 536.18
LOW: \$ 159.12
MEAN: \$ 275.81
63 JURISDICTIONS

UNION IS 2ND (LOWEST) OUT OF 63 JURISDICTIONS.



2018 WATER & SEWER RATE SURVEY

PREPARED BY
THE CITY OF OAKWOOD

April 2018

Each year the city of Oakwood collects and compiles water and sanitary sewer rate information from jurisdictions in Southwest Ohio and presents the results in the form of comparative bar charts. Reporting governmental entities use this rate analysis in various ways. Water and sewer rates are established to address the costs of providing the utility service. The rates are a function of annual operating expenses and capital expenses. Rates can vary dramatically depending on the scope of major capital investments.

Each participating jurisdiction is asked to calculate their effective water and sewer cost using a base consumption of 22,500 gallons (or 3,000 cubic feet) over a three month period of time. Since reporting entities may bill on a monthly, bi-monthly or quarterly basis and have minimum consumption fees, multipliers, surcharges, etc., calculations must be done carefully to obtain an accurate presentation of the data. The city uses a calculation worksheet to assist participants in determining their quarterly cost and to ensure data accuracy.

Oakwood staff carefully reviews all responses and contacts jurisdictions to double-check calculations in cases where figures appear to be incorrect or noticeably out of line with prior year numbers.

The methodology used in completing the survey is as follows:

- 1) A survey form is e-mailed to each participating entity in late January.
- 2) Data forms are collected until late February and entered into a tally sheet.
- 3) Second request letters are sent in late February to entities that have not responded.
- 4) The tally sheet is completed once all responses are received.
- 5) The data for each entity is compared to the previous year. Any entity that reports a decrease in rates or an increase in excess of 10% is contacted for verification and recalculation, if necessary. Entities providing water and/or sewer service to multiple jurisdictions, such as the city of Dayton, Montgomery County and Greene County are contacted to verify the correct rate for the various jurisdictions being served.
- 6) The corrected survey information is compiled into bar charts.
- 7) Each responding entity and other interested parties are sent a summary of the survey results.

The 2018 survey reflects a collective rate increase compared to 2017, as follows:

Water:	5.4%
Sewer:	5.3%
Combined:	5.4%

Questions regarding the survey should be addressed to Theresa L. Rushlow, Utility Clerk, city of Oakwood, at (937) 298-0400.